



This form should be used for all taxonomic proposals. Please complete all those modules that are applicable (and then delete the unwanted sections). For guidance, see the notes written in blue and the separate document "Help with completing a taxonomic proposal"

Please try to keep related proposals within a single document; you can copy the modules to create more than one genus within a new family, for example.

MODULE 1: **TITLE, AUTHORS, etc**

Code assigned:	2016.048a-dB	(to be completed by ICTV officers)			
Short title: To create one (1) new genus, <i>Tankvirus</i> , including one (1) new species in the family <i>Siphoviridae</i> . (e.g. 6 new species in the genus <i>Zetavirus</i>)					
Modules attached (modules 1 and 10 are required)	1 <input checked="" type="checkbox"/> 6 <input type="checkbox"/>	2 <input checked="" type="checkbox"/> 7 <input type="checkbox"/>	3 <input checked="" type="checkbox"/> 8 <input type="checkbox"/>	4 <input type="checkbox"/> 9 <input type="checkbox"/>	5 <input type="checkbox"/> 10 <input checked="" type="checkbox"/>

Author(s):

Andrew M. Kropinski—University of Guelph (Canada)
Jens H. Kuhn—NIH/NIAID/IRF-Frederick, Maryland (USA)
Evelien M. Adriaenssens—University of Pretoria (South Africa)

Corresponding author with e-mail address:

Andrew M. Kropinski Phage.Canada@gmail.com

List the ICTV study group(s) that have seen this proposal:

A list of study groups and contacts is provided at <http://www.ictvonline.org/subcommittees.asp> . If in doubt, contact the appropriate subcommittee chair (fungal, invertebrate, plant, prokaryote or vertebrate viruses)

ICTV Bacterial and Archaeal Viruses Subcommittee

ICTV Study Group comments (if any) and response of the proposer:

Date first submitted to ICTV: June 2016
Date of this revision (if different to above):

ICTV-EC comments and response of the proposer:

--

MODULE 2: **NEW SPECIES**

creating and naming one or more new species.

If more than one, they should be a group of related species belonging to the same genus. All new species must be placed in a higher taxon. This is usually a genus although it is also permissible for species to be “unassigned” within a subfamily or family. Wherever possible, provide sequence accession number(s) for **one** isolate of each new species proposed.

Code	2016.048aB	(assigned by ICTV officers)
To create 1 new species within:		
Genus:	<i>Tankvirus (new)</i>	Fill in all that apply. • If the higher taxon has yet to be created (in a later module, below) write “ (new) ” after its proposed name. • If no genus is specified, enter “ unassigned ” in the genus box.
Subfamily:		
Family:	<i>Siphoviridae</i>	
Order:	<i>Caudovirales</i>	
Name of new species:	Representative isolate: (only 1 per species please)	GenBank sequence accession number(s)
<i>Arthrobacter virus Tank</i>	Arthrobacter phage Tank	KU160669

<p>Reasons to justify the creation and assignment of the new species:</p> <ul style="list-style-type: none"> • Explain how the proposed species differ(s) from all existing species. <ul style="list-style-type: none"> ○ If species demarcation criteria (see module 3) have previously been defined for the genus, explain how the new species meet these criteria. ○ If criteria for demarcating species need to be defined (because there will now be more than one species in the genus), please state the proposed criteria. • Further material in support of this proposal may be presented in the Appendix, Module 9 <p>We have chosen 95% DNA sequence identity as the criterion for demarcation of species in this new genus. The members of each of the proposed species differ from those of other species by more than 5% at the DNA level as confirmed with the BLASTN algorithm.</p>
--

MODULE 3: **NEW GENUS**

creating a new genus

Ideally, a genus should be placed within a higher taxon.

Code	2016.048bB	(assigned by ICTV officers)
To create a new genus within:		
Subfamily:		Fill in all that apply. • If the higher taxon has yet to be created (in a later module, below) write “ (new) ” after its proposed name. • If no family is specified, enter “ unassigned ” in the family box
Family:	<i>Siphoviridae</i>	
Order:	<i>Caudovirales</i>	

naming a new genus

Code	2016.048cB	(assigned by ICTV officers)
To name the new genus: <i>Tankvirus</i>		

Assigning the type species and other species to a new genus

Code	2016.048dB	(assigned by ICTV officers)
To designate the following as the type species of the new genus		
<i>Arthrobacter virus Tank</i>	Every genus must have a type species. This should be a well characterized species although not necessarily the first to be discovered	
The new genus will also contain any other new species created and assigned to it (Module 2) and any that are being moved from elsewhere (Module 7b). Please enter here the TOTAL number of species (including the type species) that the genus will contain:		
1		

Reasons to justify the creation of a new genus:

Additional material in support of this proposal may be presented in the Appendix, Module 9

<p>Arthrobacter phage Tank was enriched from soil from Philadelphia, PA, USA, using <i>Arthrobacter</i> sp. ATCC 21022 as the host. The phage’s genome has Direct Terminal Repeats of ~589bp.</p> <p>BLASTN, CoreGenes (Table 1) [2], and phylogenetic analyses (Fig. 2) [3] all indicate that the proposed genus, <i>Tankvirus</i>, is cohesive and distinct from other genera. On average, the genomes of members of this genus are 67.9 kb in length (62.9 mol% G+C), and encode 107 proteins and 0 tRNAs.</p>

Origin of the new genus name:

Based upon the name of the first sequenced member of this genus.
--

Reasons to justify the choice of type species:

The first sequenced member of this genus.

Species demarcation criteria in the new genus:

If there will be more than one species in the new genus, list the criteria being used for species demarcation and explain how the proposed members meet these criteria.

We have chosen 95% DNA sequence identity as the criterion for demarcation of species in this
--

new genus. The members of each of the proposed species differ from those of other species by more than 5% at the DNA level as confirmed with the BLASTN algorithm.

MODULE 10: **APPENDIX**: supporting material

additional material in support of this proposal

References:

1. Darling AE, Mau B, Perna NT. progressiveMauve: multiple genome alignment with gene gain, loss and rearrangement. PLoS One. 2010; 5(6):e11147.
2. Turner D, Reynolds D, Seto D, Mahadevan P. CoreGenes3.5: a webserver for the determination of core genes from sets of viral and small bacterial genomes. BMC Res Notes. 2013; 6:140. doi: 10.1186/1756-0500-6-140.
3. Dereeper A, Guignon V, Blanc G, Audic S, Buffet S, Chevenet F, Dufayard JF, Guindon S, Lefort V, Lescot M, Claverie JM, Gascuel O. Phylogeny.fr: robust phylogenetic analysis for the non-specialist. Nucleic Acids Res. 2008; 36(Web Server issue):W465-9.

Annex:

Include as much information as necessary to support the proposal, including diagrams comparing the old and new taxonomic orders. The use of Figures and Tables is strongly recommended but direct pasting of content from publications will require permission from the copyright holder together with appropriate acknowledgement as this proposal will be placed on a public web site. For phylogenetic analysis, try to provide a tree where branch length is related to genetic distance.

Fig. 1. Electron micrograph of negatively stained Arthrobacter phage Wilde (<http://phagesdb.org/phages/Wilde/>) - Limited permission was granted by The Actinobacteriophages Database, funded by the Howard Hughes Medical Institute, to use this electron micrograph for this taxonomy proposal; it cannot be reused without permission of The Actinobacteriophages Database.

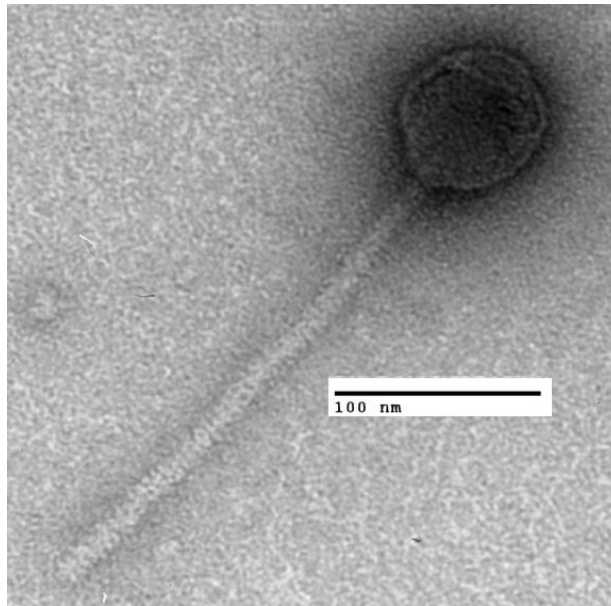


Table 1. Properties of the two phages belonging to the genus *Tankvirus*.

Arthrobacter phage	GenBank Accession No.	Genome length (kb)	Genome (mol% G+C)	No. CDS	DNA (% sequence identity)*	% Homologous proteins **
Tank	KU160669	67.59	62.9	105	100%	100%
Wilde***	KU160673	68.20	62.9	109	95	

* Determined using BLASTN; ** Determined using CoreGenes [2]; *Arthrobacter* phage Wilde should be considered a strain of Arthrobacter phage Tank within this genus

Fig. 2. Phylogenetic analysis of (A) large subunit terminase proteins and (B) major capsid proteins of Arthrobacter phage Tank-like viruses and homologous proteins from a variety of other phages constructed using “one click” at phylogeny.fr [3]. "The "One Click mode" targets users that do not wish to deal with program and parameter selection. By default, the pipeline is already set up to run and connect programs recognized for their accuracy and speed (MUSCLE for multiple alignment and PhyML for phylogeny) to reconstruct a robust phylogenetic tree from a set of sequences." It also includes the use of Gblocks to eliminate poorly aligned positions and divergent regions. "The usual bootstrapping procedure is replaced by a new confidence index that is much faster to compute. See: Anisimova M., Gascuel O. Approximate likelihood ratio test for branches: A fast, accurate and powerful alternative (Syst Biol. 2006;55(4):539-52.) for details."

A. TerL proteins

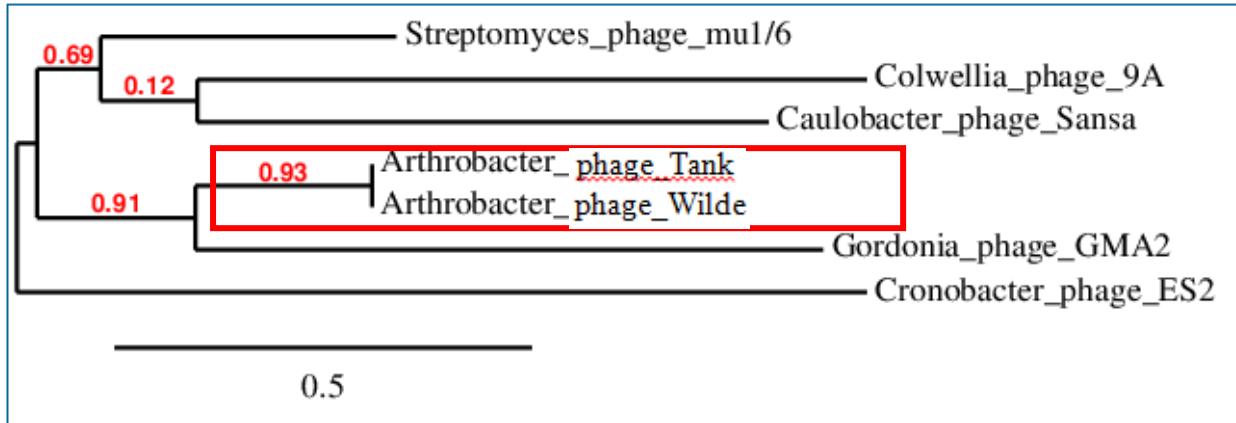


Figure 1: *Phylogenetic tree.*

B. Major capsid proteins

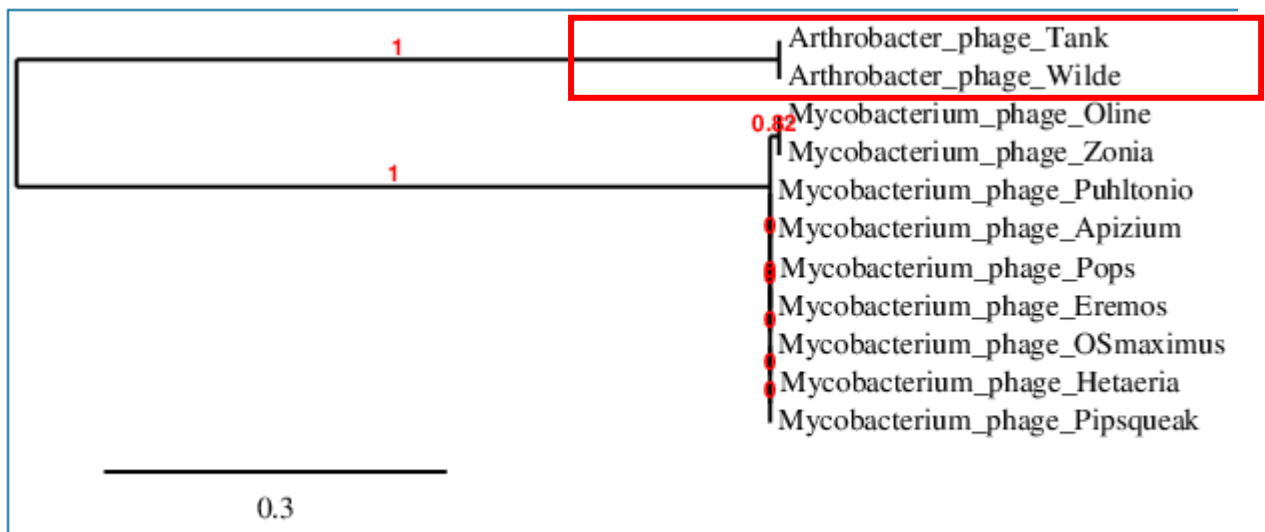


Figure 1: *Phylogenetic tree.*